

## Market Commentary

### Overnight global action:

On 6th Jan 2026, US market delivered a positive performance with S&P500 up by +42.77 pts (0.62%), Dow Jones up by +484.9 pts (0.99%) and Nasdaq up by +238.39 pts (0.94%). Gift Nifty grew by 93 pts (0.35%) indicating Indian markets will open positively.

Advance-Decline ratio on NSE was 3235:1234 and on BSE was 1575:2606 which showed balance in the overall markets.

### Index Options Data Analysis:

Sensex max call OI is at 86000 max put OI is at 85000 with PCR of 0.6169  
Nifty max call OI is at 26150 max put OI is at 26200 with PCR of 0.9  
Bank Nifty max call OI and put OI both are at 59500 with PCR of 1.11

### Securities in Ban for F&O Trade:

SAIL, SAMMAANCAP

### Sector Performance:

NIFTY AUTO index grew by 0.58% driven by Bajaj Auto Ltd. (+1.7%) and Maruti Suzuki India Ltd. (+0.8%)

NIFTY FMCG index declined by -0.24% driven by ITC Ltd. (-2.1%) and Emami Ltd. (-2.07%)

NIFTY IT index grew by 0.47% driven by Tata Consultancy Services Ltd. (+1.2%) and Coforge Ltd. (+0.92%)

NIFTY METAL index grew by 2.63% driven by National Aluminium Company Ltd. (+4.8%) and Hindustan Zinc Ltd. (+2.31%)

NIFTY CHEMICALS Index grew by 0.69% driven by Tata Chemicals Ltd. (+1.1%) and Solar Industries India Ltd. (+0.98%)

NIFTY PSU BANK index grew by 0.15% driven by Union Bank Of India (+2.1%) and State Bank Of India (+1.33%)

NIFTY PRIVATE BANK index grew by 0.45% driven by ICICI Bank Ltd. (+2.9%) and IndusInd Bank Ltd. (+1.59%)

NIFTY REALTY index grew by 1.53% driven by The Phoenix Mills Ltd. (+1.4%) and Godrej Properties Ltd. (+0.17%)

NIFTY CONSUMER DURABLES index grew by 1.46% driven by Havells India Ltd. (+3.5%) and Kajaria Ceramics Ltd. (+2.1%)

NIFTY OIL & GAS index grew by 1.11% driven by Petronet LNG Ltd. (+2.4%) and Aegis Logistics Ltd. (+1.93%)

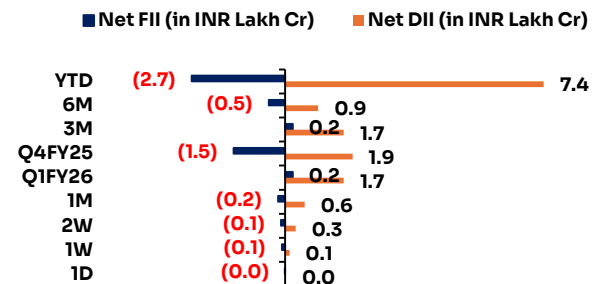
Now listen to the daily market update



Play Now

### Fund Flow

	Buy	Sell	Net
FII/FPI	15,061	15,169	-108
DII	17,240	15,491	1,749



Indian Indices	CMP	1D	YTD	P/E x
Gift Nifty	26,413	0.4%	0.5%	23.9
Sensex 30	85,063	-0.4%	-0.2%	22.2
Nifty 50	26,179	-0.3%	0.2%	23.7
India VIX	10	-0.4%	5.3%	
Nifty Bank	60,118	0.1%	0.9%	17.7
Nifty Next 50	70,602	0.3%	1.8%	70.6
Nifty 500	24,011	-0.2%	0.6%	22.5
Nifty Mid 100	61,149	-0.2%	1.1%	31.5
Nifty Small 250	16,792	-0.3%	0.6%	28.3
USD/INR	90	0.0%	0.3%	
India 10Y	6.6%			
India 2Y	5.8%			
India 1Y	5.7%			
Bank Rate	5.8%			

Global Indices	CMP	1D	YTD	P/E x
S&P 500	6,945	0.6%	1.5%	30.1
Dow Jones	49,462	1.0%	2.9%	23.9
Nasdaq 100	25,640	0.9%	1.5%	42.1
FTSE 100	10,123	1.2%	1.9%	16.0
CAC 40	8,237	0.3%	1.1%	24.2
DAX	24,892	0.1%	1.6%	26.0
Nikkei 225	52,270	-0.5%	3.8%	27.9
Hang Seng	26,710	1.4%	4.2%	13.0
Shanghai Comp	4,084	1.5%	2.9%	18.5
KOSPI	4,563	0.8%	8.3%	22.6
S&P/ASX 200	8,711	0.3%	0.0%	23.0

## Stocks in the News

### Reliance Industries Limited (CMP: 1,507.6, MCap: 20,34,567, Sector: Oil & Gas, Valuation: 11.8x FY26 EV/EBITDA)

Reliance shares declined 4.47% amid oil & gas sector weakness triggered by US-Venezuela tensions impacting global energy sentiment and broader market correction.

News Source: [Reliance Industriesppl-ai-file-upload.s3.amazonaws](#)

### Trent Limited (CMP: 4,047.6, MCap: 1,43,289, Sector: Retail, Valuation: 98.2x FY26 PE)

Trent dropped 8.63% after Q3 revenue of ₹5,220 crore grew 17% YoY but disappointed investors expecting stronger Zudio expansion performance amid high valuations.

News Source: [Trentstockgro+1](#)

### Indian Energy Exchange Limited (CMP: 185.4, MCap: 16,789, Sector: Financial Services, Valuation: 45.1x FY26 PE)

IEX shares surged over 10% as CERC indicated willingness to withdraw controversial July 2025 market coupling order boosting power exchange trading prospects.

News Source: [IEXliquide](#)

### KSH International Limited (CMP: 412.8, MCap: 3,456, Sector: Trading, Valuation: 18.7x FY26 PE)

KSH shares gained 3% after Q2 net profit soared 129% YoY to ₹29.6 crore on 51% revenue growth to ₹712.1 crore reflecting strong trading business momentum.

News Source: [KSH Internationalppl-ai-file-upload.s3.amazonaws](#)

### Hindustan Unilever Limited (CMP: 2,456.8, MCap: 5,76,432, Sector: FMCG, Valuation: 45.2x FY26 PE)

Postal ballot outcome approved key senior management restructuring resolutions with strong shareholder support confirmed through scrutinizer's detailed report.

News Source: [HULppl-ai-file-upload.s3.amazonaws](#)

Sectoral Index	CMP	1D	YTD	P/E x
Nifty Auto	28,922	0.1%	2.6%	23.8
Nifty IT	37,977	0.6%	0.3%	29.6
Nifty Fin Ser	27,945	0.3%	1.2%	18.3
Nifty Pharma	23,127	1.7%	1.8%	38.0
Nifty Services	33,879	0.2%	0.7%	37.3
Nifty Cons Dur	37,699	0.1%	2.6%	51.1
Nifty PSE	10,096	-0.3%	2.5%	10.6
Nifty FMCG	53,562	0.2%	-3.5%	36.9
Nifty Pvt Bank	28,880	0.0%	0.6%	10.8
Nifty PSU Bank	8,791	0.6%	3.0%	14.4
Nifty Cons	12,275	-0.1%	-0.1%	43.4
Nifty Realty	914	-0.3%	4.2%	39.8
Nifty Infra	9,612	-1.2%	-0.1%	22.3
Nifty Energy	35,849	-0.6%	1.5%	11.4
Nifty Health	14,950	1.9%	2.1%	35.8
Nifty India Mfg	15,671	0.0%	1.7%	29.2
Nifty Metal	11,524	0.3%	3.2%	20.7
Nifty Oil & Gas	12,001	-1.8%	-1.9%	18.4

## Derivatives Position (Combined#)

Stock	% Chg OI	%Chg LTP
<b>Long</b>		
IEX	28.1	10.3
PHOENIXLTD	11.1	0.9
HAVELLS	9.5	3.5
POLYCAB	9.1	0.5
DELHIVERY	6.7	1.7
<b>Short</b>		
PREMIERENE	42.1	-3.2
WAAREENER	37.2	-2.8
TRENT	17.1	-8.5
KFINTECH	11.2	-0.1
BAJAJHLDNG	10.7	-0.1
<b>Long Unwinding</b>		
UNOMINDA	3.8	-1.30
360ONE	2.7	-0.30
BOSCHLTD	2.7	-0.10
HINDPETRO	2.5	-0.03
DABUR	2.2	-0.02
<b>Short Unwinding</b>		
	-4.5	1.4
HINDALCO	-4.0	4.5
RBLBANK	-3.6	0.2
PNBHOUSING	-3.5	0.3
ASTRAL	-3.4	0.9

**Jubilant Foodworks Limited (CMP: 678.9, MCap: 44,567, Sector: Consumer Services, Valuation: 156.3x FY26 PE)**

Jubilant Foodworks shared Q3 FY26 business update confirming steady progress in Domino's store network expansion and delivery operations optimization.

News Source: [Jubilant Foodworks](#)[ppl-ai-file-upload.s3.amazonaws](#)

**Bharat Forge Limited (CMP: 1,345.6, MCap: 63,234, Sector: Auto Ancillaries, Valuation: 38.2x FY26 PE)**

Bharat Forge announced strategic acquisition deal significantly strengthening defence manufacturing and aerospace components production capabilities portfolio.

News Source: [Bharat Forge](#)[ppl-ai-file-upload.s3.amazonaws](#)

Commodities	CMP	1D	YTD
Gold (\$)	4,484	-0.3%	0.3%
Silver (\$)	80.5	-0.7%	0.1%
Brent Crude Oil (\$)	60.1	-1.0%	-0.2%
WTI Crude Oil (\$)	56.4	-1.3%	-20.6%

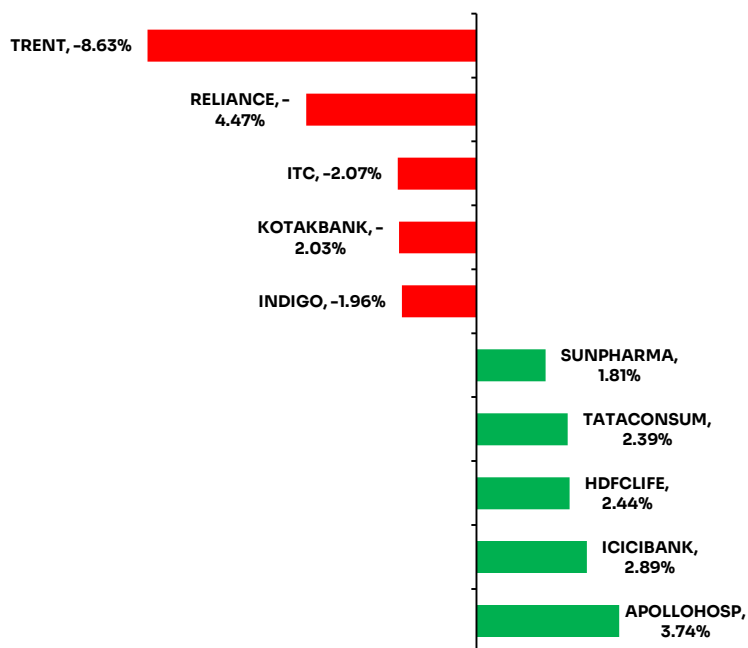
Currency	CMP	1D	YTD
USD/INR	90.1	0.0%	0.0%
EUR/INR	105.4	0.1%	0.1%
GBP/INR	121.7	0.1%	0.1%
JPY/INR	0.6	0.0%	0.1%
EUR/USD	1.2	0.1%	0.1%

**Securities Lending & Borrowing Scheme (SLBS)**

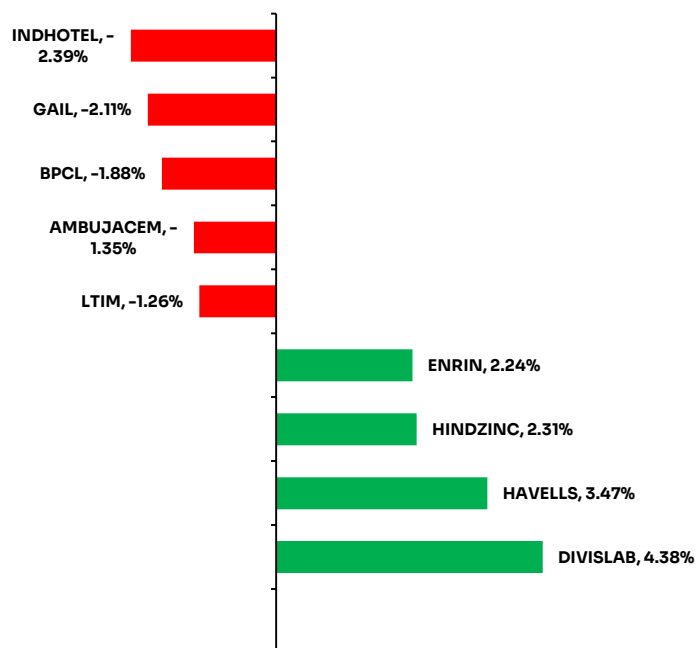
Company			
KFINTECH	1,077	1,062	1.4
WIPRO	265	263	0.9
RVNL	357	356	0.5
JUBLFOOD	548	546	0.4
TCS	3,257	3,248	0.3

## Top Gainers and Losers

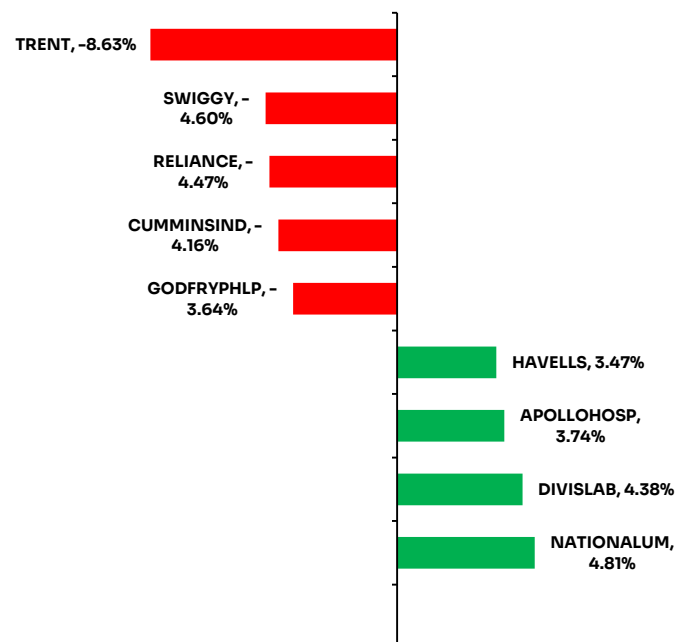
Nifty 50 index



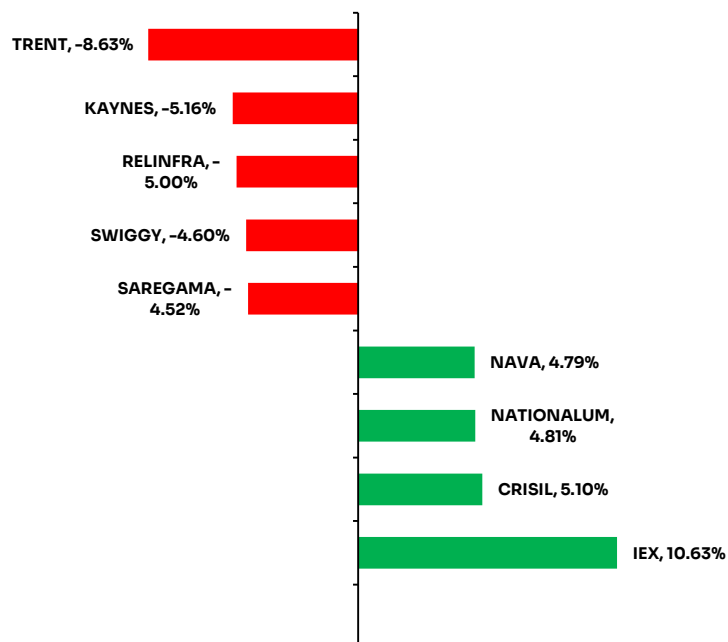
Nifty Next 50 index



Nifty 200 index



Nifty 500 index



## 52 Week High

Stock	LTP	New 52W high	Prev 52W high	Prev 52W high date
AXISBANK	1,290	1,305	1,304	27-Nov-25
BAJAJ-AUTO	9,668	9,784	9,684	5-Jan-26
HINDALCO	944	971	938	5-Jan-26
EICHERMOT	7,524	7,569	7,515	5-Jan-26
CHOLAFIN	1,800	1,832	1,789	2-Jan-26

## 52 Week Low

Stock	LTP	New 52W low	Prev 52W low	Prev 52W low date
ITC	343	338	345	2-Jan-26
UBL	1,590	1,564	1,574	19-Dec-25
PAGEIND	35,300	34,990	35,190	5-Jan-26
PREMIERENE	762	748	774	7-Apr-25
AWL	230	229	232	12-Feb-25

## Volume Shockers

Stock	Vol (000)	1W avg vol (000)	2W avg vol (000)	LTP (INR)
VIVIMEDLAB	2,435	412	250	12
BLISSGVS	57,530	10,404	6,815	191
SPLPETRO	549	100	70	609
PVTBANKADD	606	112	73	29
INDBANK	1,930	358	223	42
BESTAGRO	4,817	912	579	432
MINDTECK	4,525	871	536	244
HARDWYN	33,847	6,557	4,326	19
ARIHANTCAP	6,494	1,287	893	94
SHANKARA	2,885	575	361	128
MANAKALUCO	5,261	1,049	640	37
MANGALAM	467	96	105	33
AGARWALEYE	965	204	174	514
IEX	80,274	17,415	13,130	146
RAJOOENG	29,785	6,524	4,405	80
PRABHA	298	65	51	183
MANAKSIA	625	138	106	69
GOLDBND	114	26	21	137
GMBREW	3,300	761	695	1,184
ROLLT	2,121	494	400	1
NAVA	3,721	882	596	607
POLYMED	1,683	399	275	1,785
IMFA	2,190	522	410	1,294
TRENT	6,144	1,504	1,210	4,055
INDIASHLTR	1,039	263	213	815

## Bulk Deals

Security Name	Client Name	Buy / Sell	Qty Traded	Trade Price
ADVANCE	Nivesh Consultancy Private Limited	SELL	2,30,000	133.0
ADVANCE	Nivesh Consultancy Private Limited	BUY	5,82,531	132.6
ARIHANTCAP	Sw Capital Private Limited	BUY	11,74,628	95.0
ARIHANTCAP	Sw Capital Private Limited	SELL	11,84,039	94.6
AURIGROW	Alkaben Pradipkumar Shah	SELL	#####	0.8
AURIGROW	Neo Apex Venture Llp	BUY	9	0.8
AURIGROW	Neo Apex Venture Llp	SELL	#####	0.8
AURIGROW	Nirav Dineshbhai Chaudhari	SELL	1,61,41,229	0.8
AURIGROW	Nirav Dineshbhai Chaudhari	BUY	1,85,55,336	0.8
AURIGROW	Rathod Digvijaysinh Rajendrasinh	BUY	#####	0.8
AURIGROW	Tatad Nayan Gautambhai	BUY	80,00,000	0.8
BESTAGRO	Hrti Private Limited	BUY	1,44,305	432.4
BESTAGRO	Hrti Private Limited	SELL	1,44,844	430.1
BESTAGRO	Nk Securities Research Private Limited	BUY	1,99,523	435.0
BESTAGRO	Nk Securities Research Private Limited	SELL	1,99,523	435.2
BESTAGRO	Qe Securities Llp	BUY	1,28,242	430.4
BESTAGRO	Qe Securities Llp	SELL	1,28,842	434.6
BESTAGRO	Worthy Distributors Private Limited	SELL	1,97,338	431.6
BESTAGRO	Worthy Distributors Private Limited	BUY	1,99,338	446.0
BLISSGVS	Alphagrep Securities Private Limited	BUY	9,12,449	176.3
BLISSGVS	Alphagrep Securities Private Limited	SELL	9,12,449	176.3
BLISSGVS	Clt Research Tech Private Ltd	SELL	7,68,523	177.9
BLISSGVS	Clt Research Tech Private Ltd	BUY	7,68,523	177.7
BLISSGVS	Elixir Wealth Management Private Limited	BUY	9,14,327	179.5
BLISSGVS	Elixir Wealth Management Private Limited	SELL	9,14,387	179.5
BLISSGVS	Hrti Private Limited	SELL	14,13,935	177.2
BLISSGVS	Hrti Private Limited	BUY	14,31,086	176.9
BLISSGVS	Irage Broking Services Llp	BUY	7,86,865	178.9
BLISSGVS	Irage Broking Services Llp	SELL	9,22,166	179.1
BLISSGVS	Jump Trading Financial India Private Limited	BUY	5,52,458	177.9
BLISSGVS	Jump Trading Financial India Private Limited	SELL	5,52,458	178.5
BLISSGVS	Junomoneta Finsol Private Limited	SELL	15,31,027	177.5
BLISSGVS	Junomoneta Finsol Private Limited	BUY	15,31,078	177.4
BLISSGVS	Mathisys Advisors Llp	BUY	9,53,157	176.5
BLISSGVS	Mathisys Advisors Llp	SELL	9,56,528	176.4
BLISSGVS	Microcurves Trading Private Limited	BUY	9,11,543	177.6
BLISSGVS	Microcurves Trading Private Limited	SELL	9,11,543	177.6
BLISSGVS	Musigma Securities	SELL	7,75,795	178.0
BLISSGVS	Musigma Securities	BUY	7,75,795	177.9
BLISSGVS	Nk Securities Research Private Limited	BUY	37,68,824	178.9
BLISSGVS	Nk Securities Research Private Limited	SELL	37,68,824	179.0
BLISSGVS	Pace Stock Broking Services Pvt Ltd	SELL	7,88,896	179.8
BLISSGVS	Pace Stock Broking Services Pvt Ltd	BUY	7,88,896	179.7
BLISSGVS	Qe Securities Llp	BUY	11,65,571	177.1
BLISSGVS	Qe Securities Llp	SELL	12,08,026	176.8
BLISSGVS	Silverleaf Capital Services Private Limited	SELL	5,67,236	179.0
BLISSGVS	Silverleaf Capital Services Private Limited	BUY	5,67,236	178.9
CUPID	Graviton Research Capital Llp	SELL	14,04,632	424.2
CUPID	Graviton Research Capital Llp	BUY	14,05,187	423.3

Security Name	Client Name	Buy / Sell	Qty Traded	Trade Price
CUPID	Hrti Private Limited	BUY	18,26,471	425.9
CUPID	Hrti Private Limited	SELL	20,87,351	426.5
CUPID	Mathisys Advisors Llp	SELL	15,24,893	427.2
CUPID	Mathisys Advisors Llp	BUY	15,25,329	428.4
CUPID	Microcurves Trading Private Limited	BUY	16,14,146	428.7
CUPID	Microcurves Trading Private Limited	SELL	16,14,146	429.0
DELPHIFX	Integra Essentia Limited	BUY	89,569	242.4
DHARARAIL	K Satheeshkumar	BUY	93,000	128.9
DHARIWAL	Greenx Wealth Multihorizons Opportunity Fund	BUY	61,800	361.0
EPWINDIA	Tiger Strategies Fund -I	SELL	60,000	100.2
FABTECH	Arihant Capital Markets Limited	SELL	2,38,696	198.6
FABTECH	Arihant Capital Markets Limited	BUY	2,38,696	197.9
GANDHAR	Alphagrep Securities Private Limited	SELL	13,39,208	175.3
GANDHAR	Alphagrep Securities Private Limited	BUY	13,39,208	175.2
GANDHAR	Clt Research Tech Private Ltd	BUY	5,72,797	174.1
GANDHAR	Clt Research Tech Private Ltd	SELL	5,72,797	174.1
GANDHAR	Irage Broking Services Llp	BUY	5,65,579	175.5
GANDHAR	Irage Broking Services Llp	SELL	7,08,699	174.9
GANDHAR	Jump Trading Financial India Private Limited	BUY	5,40,328	174.9
GANDHAR	Jump Trading Financial India Private Limited	SELL	5,40,328	174.7
GANDHAR	Junomoneta Finsol Private Limited	BUY	13,68,734	174.7
GANDHAR	Junomoneta Finsol Private Limited	SELL	13,71,197	174.8
GANDHAR	Microcurves Trading Private Limited	BUY	6,61,394	174.8
GANDHAR	Microcurves Trading Private Limited	SELL	6,61,394	174.9
GANDHAR	Musigma Securities	BUY	6,45,018	174.2
GANDHAR	Musigma Securities	SELL	6,45,018	174.3
GANDHAR	Nk Securities Research Private Limited	SELL	13,52,276	175.5
GANDHAR	Nk Securities Research Private Limited	BUY	13,52,276	175.4
GANDHAR	Qe Securities Llp	BUY	8,18,617	174.4
GANDHAR	Qe Securities Llp	SELL	8,21,274	174.4
GMBREW	Hrti Private Limited	BUY	1,90,605	1,236.3
GMBREW	Hrti Private Limited	SELL	1,91,404	1,245.4
GMBREW	Junomoneta Finsol Private Limited	SELL	1,55,200	1,243.1
GMBREW	Junomoneta Finsol Private Limited	BUY	1,55,790	1,241.9
HILTON-REI	Mukeshkumar (Huf)	SELL	72,413	2.7
HILTON-REI	Mukul Avanish Varma	BUY	78,394	2.7
HILTON-REI	Ninja Securities Private Limited	BUY	1,23,404	2.7
HILTON-REI	Shankarlal (Huf)	SELL	72,413	2.7
IEX	Graviton Research Capital Llp	BUY	67,70,336	142.6
IEX	Graviton Research Capital Llp	SELL	67,70,336	142.5
INNOMET	Guttikonda Vara Lakshmi	SELL	75,000	92.3
JKIPL	L7 Hitech Private Limited	BUY	2,00,000	88.0
JKIPL	Santosh Industries Ltd	SELL	2,00,000	88.0
KANDARP	Altizen Ventures Llp	BUY	76,000	150.3
KAYNES	Graviton Research Capital Llp	SELL	3,79,339	3,819.4
KAYNES	Graviton Research Capital Llp	BUY	3,79,339	3,818.3
MACOBSTECH	Lovlesh Jain	BUY	1,00,000	209.0
MACOBSTECH	Raman Talwar	SELL	1,01,600	209.0
MANAKALUCO	D3 Stock Vision Llp	BUY	3,92,772	40.3

Security Name	Client Name	Buy / Sell	Qty Traded	Trade Price
MANAKALUCO	D3 Stock Vision Llp	SELL	4,82,772	40.1
MANGALAM	Ambika Food Industries Private Limited	SELL	1,64,979	33.4
MANGALAM	Epitome Trading And Investments	BUY	1,20,000	33.4
MANGALAM	Neo Apex Venture Llp	BUY	81,000	33.4
MCL	Neo Apex Share Broking Services Llp	SELL	35,051	78.8
MCL	Neo Apex Share Broking Services Llp	BUY	1,40,000	79.0
MINDTECK	Nk Securities Research Private Limited	SELL	2,72,777	248.1
MINDTECK	Nk Securities Research Private Limited	BUY	2,72,777	247.8
ORIENTTECH	Alphagrep Securities Private Limited	BUY	2,24,595	437.3
ORIENTTECH	Alphagrep Securities Private Limited	SELL	2,24,595	437.7
ORIENTTECH	Hrti Private Limited	SELL	5,73,742	437.0
ORIENTTECH	Hrti Private Limited	BUY	5,80,236	436.9
ORIENTTECH	Junomoneta Finsol Private Limited	SELL	6,88,451	437.2
ORIENTTECH	Junomoneta Finsol Private Limited	BUY	6,93,871	436.9
ORIENTTECH	Qe Securities Llp	BUY	2,69,193	437.2
ORIENTTECH	Qe Securities Llp	SELL	2,85,361	436.8
RAJOOENG	Junomoneta Finsol Private Limited	BUY	12,58,374	77.6
RAJOOENG	Junomoneta Finsol Private Limited	SELL	12,63,557	77.7
RAJOOENG	Nk Securities Research Private Limited	SELL	10,99,357	78.0
RAJOOENG	Nk Securities Research Private Limited	BUY	10,99,357	78.0
SARTELE	Genesis Grand General Trading L.L.C	BUY	2,40,000	257.9
SHANKARA	Ace Infracity Developers Private Limited	SELL	6,300	127.9
SHANKARA	Ace Infracity Developers Private Limited	BUY	2,06,300	114.1
SHANKARA	D3 Stock Vision Llp	BUY	1,59,144	127.4
SHANKARA	D3 Stock Vision Llp	SELL	1,59,144	127.6
SHANKARA	Neo Apex Venture Llp	BUY	1,28,572	127.9
SHANKARA	Neo Apex Venture Llp	SELL	1,50,007	127.9
SHREEJISPG	Mohamed Irfan Mohamed Latif Shaikh	SELL	1,06,114	383.8
SHREEJISPG	Mohamed Irfan Mohamed Latif Shaikh	BUY	10,46,675	386.1
SHRIKANHA	Mansi Share And Stock Broking Private Limited	SELL	1,31,200	24.2
SILVERTUC	Hrti Private Limited	SELL	58,127	1,386.0

## Block Deals

Security Name	Client Name	Buy / Sell	Qty Traded	Trade Price
	No Deals			



## Insider Trading

Company Name	Person Name	Person Category	Buy / Sell	Shareholding prior	Shareholding post	Trade Price
GSTL	RAGAVAN RAJKUMAR	Promoters	Buy	19.60	20.36	14.0
SRIVASAVI	Anil Kumara Dasa Nagar	Promoters	Buy	52.33	52.41	54.4
HOMESFY	Ashish Kukreja	Promoters	Buy	47.77	47.79	162.0
SONATSOFTW	Sonata Software Limite	Other	Buy	1.10	1.12	362.9
RILINFRA	GIRISHKUMAR OCHCH	Promoters	Buy	31.93	31.96	37.0
VINSYS	Karan Vikrant Patil	Promoter Group	Sell	4.08	3.99	354.5
RILINFRA	GIRISHKUMAR OCHCH	Promoters	Buy	31.89	31.91	37.0
RILINFRA	GIRISHKUMAR OCHCH	Promoters	Buy	31.91	31.93	37.2
SHYAMCENT	Hari Prasad Agarwala & (	Promoter Group	Sell	0.27	0.27	6.1
SHYAMCENT	Sumitra Devi Agarwal	Promoter Group	Sell	0.06	0.05	6.1
HOMESFY	Ashish Kukreja	Promoters	Buy	47.74	47.77	162.0
JSWSTEEL	JSW Steel Employees W Other		Sell	0.20	0.20	1.0
JSWSTEEL	JSW Steel Employees W Other		Sell	0.20	0.20	1,164.9
JSWSTEEL	JSW Steel Employees W Other		Sell	0.20	0.20	1,164.9
JSWSTEEL	JSW Steel Employees W Other		Sell	0.20	0.20	1.0
NCLIND	NCL Homes Ltd.	Promoter Group	Buy	0.65	0.65	198.1
JAYNECOIND	NECO HOLDING PVT LTI	Promoter Group	Pledge	0.05	0.05	91.6
JAYNECOIND	JYOTIKANT INVESTMEN	Promoter Group	Pledge	0.05	0.05	91.6
JAYNECOIND	PARIVAR FOOD INDUST	Promoter Group	Pledge	0.06	0.06	91.6
JAYNECOIND	VIBRANT ELECTRONICS	Promoter Group	Pledge	0.07	0.07	91.6
JAYNECOIND	NAGPUR AGRO AND FC	Promoter Group	Pledge	0.17	0.17	91.6
JAYNECOIND	NECO VALVES AND PUI	Promoter Group	Pledge	0.43	0.43	91.6
JAYNECOIND	NECO LEASING AND FI	Promoter Group	Pledge	0.37	0.37	91.6
JAYNECOIND	JAYASWAL NECO STEEL	Promoter Group	Pledge	2.27	2.27	91.6
JAYNECOIND	JAYASWAL NECO POWI	Promoter Group	Pledge	4.13	4.13	91.6
JAYNECOIND	APEX SPINNING MILLS F	Promoter Group	Pledge	4.20	4.20	91.6
JAYNECOIND	ANURAG SALES AND SE	Promoter Group	Pledge	4.29	4.29	91.6
JAYNECOIND	AVON SALES AND SERV	Promoter Group	Pledge	4.30	4.30	91.6
JAYNECOIND	BASANT LALL SHAW	Promoters	Pledge	1.34	1.34	91.6
JAYNECOIND	RAMESH JAYASWAL	Promoters	Pledge	0.52	0.52	91.6
JAYNECOIND	ARVIND JAYASWAL	Promoters	Pledge	0.52	0.52	91.6
JAYNECOIND	KARISHMA JAYASWAL	Promoter Group	Pledge	0.46	0.46	91.6
JAYNECOIND	AVNEESH JAYASWAL	Promoters	Pledge	0.37	0.37	91.6
JAYNECOIND	ANAND JAYASWAL	Promoters	Pledge	0.32	0.32	91.6
JAYNECOIND	NISHA JAYASWAL	Promoters	Pledge	0.28	0.28	91.6
JAYNECOIND	RITA JAYASWAL	Promoters	Pledge	0.28	0.28	91.6
JAYNECOIND	HARGUNN BEDI JAYAS'	Promoter Group	Pledge	0.22	0.22	91.6
JAYNECOIND	JAYASWAL NECO INFR	Promoter Group	Pledge	4.32	4.32	91.6
JAYNECOIND	POOJAA AGRAWAL	Promoter Group	Pledge	0.07	0.07	91.6
JAYNECOIND	JAYASWAL NECO ENER	Promoter Group	Pledge	4.85	4.85	91.6
JAYNECOIND	JAYASWAL NECO META	Promoter Group	Pledge	4.90	4.90	91.6
JAYNECOIND	KARAMVEER IMPEX PRI	Promoter Group	Pledge	5.14	5.14	91.6
JAYNECOIND	NINE STAR PLASTIC PAC	Promoter Group	Pledge	5.21	5.21	91.6
JAYNECOIND	JAYASWAL HOLDINGS I	Promoter Group	Pledge	5.75	5.75	91.6
JAYNECOIND	ARCHIT JAYASWAL	Promoters	Pledge	0.19	0.19	91.6
TEJASCARGO	Manish Bindal	Promoters	Buy	37.65	37.68	300.4
RILINFRA	GIRISHKUMAR OCHCH	Promoters	Buy	31.87	31.89	37.1
RILINFRA	GIRISHKUMAR OCHCH	Promoters	Buy	31.87	31.87	37.2

Company Name	Person Name	Person Category	Buy / Sell	Shareholding prior	Shareholding post	Trade Price
KPITTECH	KPIT TECHNOLOGIES LII	Other	Sell	0.73	0.73	10.0
SYSTANGO	Hitesh Chouhan	-	Sell	0.50	0.50	318.4
SYSTANGO	Hitesh Chouhan	-	Sell	0.50	0.50	289.3
PROZONER	Akhil Chaturvedi Family	Promoter Group	Sell	0.38	0.37	52.5
KITEX	Saji Kurian	Employees/Designated	Sell	0.00	0.00	181.5
KITEX	Saji Kurian	Employees/Designated	Sell	0.00	0.00	190.0
KITEX	Saji Kurian	Employees/Designated	Sell	0.00	0.00	186.9
CAMPUS	Chandresh Sharma	-	Sell	0.01	0.01	262.0
CAMPUS	Chandresh Sharma	-	Sell	0.01	0.01	262.0
PROPEQUITY	SAMIR JASUJA	Promoters	Buy	71.77	71.79	175.0

## Event Calendar – Corporate Action (Financial Results/ Dividend/other business matters)

Company	Purpose
GANGAFORGE	Fund Raising
GMBREW	Financial Results
SABTNL	Stock Split/Other business ma
VIJIFIN	Financial Results
SCPL	Fund Raising
SENORES	Fund Raising/Other business matters

Global Macro Events (7th Jan 2026)		
Event	Previous	Forecasted
<b>India</b>		
M3 Money Supply YoY DEC/26	0.093	
Fiscal Year GDP Growth Prel 2026-25	6.50%	0.077
<b>United States</b>		
API Crude Oil Stock Change JAN/02	1.7M	
MBA 30-Year Mortgage Rate JAN/02		
MBA Mortgage Applications JAN/02		
MBA Mortgage Market Index JAN/02		
MBA Mortgage Refinance Index JAN/02		53.00
MBA Purchase Index JAN/02		52.90
ADP Employment Change DEC	-32K	15.6M
ISM Services PMI DEC	52.60	
JOLTs Job Openings NOV	7.670M	
Factory Orders MoM OCT	0.00	
Factory Orders ex Transportation OCT	0.00	
ISM Services Business Activity DEC	54.50	
ISM Services Employment DEC	48.90	
ISM Services New Orders DEC	52.90	
ISM Services Prices DEC	65.40	
JOLTs Job Quits NOV	2.941M	
EIA Crude Oil Stocks Change JAN/02	-1.934M	
EIA Gasoline Stocks Change JAN/02	5.845M	
EIA Crude Oil Imports Change JAN/02	-0.957M	
EIA Cushing Crude Oil Stocks Change JAN/02	0.543M	
EIA Distillate Fuel Production Change JAN/02	-0.076M	
EIA Distillate Stocks Change JAN/02	4.977M	
EIA Gasoline Production Change JAN/02	-0.352M	
EIA Heating Oil Stocks Change JAN/02	0.134M	
EIA Refinery Crude Runs Change JAN/02	0.071M	
17-Week Bill Auction		
MBA 30-Year Mortgage Rate DEC/26	0.06	
MBA Mortgage Applications DEC/26	-0.05	
MBA Mortgage Market Index DEC/26	299.80	
MBA Mortgage Refinance Index DEC/26	1084.3	
MBA Purchase Index DEC/26	169.9	
<b>Japan</b>		
S&P Global Composite PMI Final DEC	52	51.5
S&P Global Services PMI Final DEC	53.2	52.5
BoJ JGB Purchase		

**China**

Foreign Exchange Reserves DEC	\$3.346T	\$3.35T
-------------------------------	----------	---------

**Great Britain**

S&P Global Construction PMI DEC	39.4	40.1
---------------------------------	------	------

Treasury Gilt 2031 Auction	0.03796	
----------------------------	---------	--

**Germany**

Retail Sales MoM NOV	-0.003	0.004
----------------------	--------	-------

Retail Sales YoY NOV	0.009	0.012
----------------------	-------	-------

HCOB Construction PMI DEC	45.2	47
---------------------------	------	----

Unemployed Persons DEC	2.973M	2.978M
------------------------	--------	--------

Unemployment Change DEC	1K	5.0K
-------------------------	----	------

Unemployment Rate DEC	0.063	0.063
-----------------------	-------	-------

Baden Wuerttemberg CPI MoM DEC	-0.003	
--------------------------------	--------	--

Baden Wuerttemberg CPI YoY DEC	0.023	
--------------------------------	-------	--

Bavaria CPI MoM DEC	-0.002	
---------------------	--------	--

Bavaria CPI YoY DEC	0.022	
---------------------	-------	--

10-Year Bund Auction	0.0267	
----------------------	--------	--

## Nifty & Nifty Bank Spot – Pivot Levels – 07/01/2026

	Closing	Support			Resistance		
		1	2	3	1	2	3
<b>Nifty</b>	26175	26108	26041	25959	26257	26339	26406
<b>Nifty Bank</b>	60118	59885	59653	59444	60326	60535	60767

## Varun Beverages Ltd – Technical Stock Call – 07/01/2026

Technical Stock Call	Action	Reco	Target	Support	SL
<b>Varun Beverages Ltd</b>	BUY	500.55	588	(491-486)-(478-469)	458



### View- Short Term Bullish

The stock commenced its downtrend from ₹534 (JUL 25).

Lower Tops were formed, profit booking followed & the stock started trading below averages making a low of ₹431 (OCT 25). The stock attracted buying interest & commenced its up move & reached a high of ₹501 (OCT 25), but failed to cross the previous high of ₹534 & gave a minor correction reaching a low of ₹442 (NOV 25).

Again the stock commenced its up move taking support on trendline & after forming higher bottom at ₹461 (DEC 25) recently, the stock has given a **Ascending Triangle Breakout** supported by volumes reaching a high of ₹502 (JAN 25), which is higher than the previous swing high of ₹501.

The MACD & Stochastic RSI indicator suggests **positive crossover**, confirming further upside potential. Target of **588** is expected with lower support levels at **(491-486)-(478-469)** in case of intermediate fall. A stop loss at **458** is to be followed for the trade.

All the calls/opinions are subject to Disclosures and Disclaimer <http://goo.gl/8bCMYQ>

## Tata Consumer Product Limited – Technical Stock Call – 07/01/2026

Technical Stock Call	Action	Reco	Target	Support	SL
Tata Consumer Product Limited	BUY	1215	1402	(1192-1178)-(1162-1148)	1131



### View-Short Term Bullish

The primary move in the stock commenced from ₹941 (MAR 25). Stock started trading above the averages & gradually reached a high of ₹1180 (APR 25). After formation of Lower Tops, profit booking followed & the stock made a low of ₹1037 (AUG 25).

The stock attracted buying interest & commenced its up move again taking supports on short term EMA's & after forming higher bottom at ₹1108 (OCT 25) the stock reached a high of ₹1202 (NOV 25), crossing above the previous swing high of ₹1180 but faced resistance & gave a minor correction, making a higher bottom formation at 1131.

Later, the stock entered into a consolidation phase between ₹1202 – ₹1131 (NOV 25\_JAN 26) & recently, given a **Rectangle Pattern Breakout** supported by volumes reaching a high of ₹1215 (JAN 26), which is higher than the previous swing highs.

The MACD & Stochastic RSI indicator suggests **positive crossover**, confirming further upside potential. Target of **1402** is expected with lower support levels at (1192-1178)-(1162-1148) in case of intermediate fall. A stop loss at **1131** is to be followed for the trade.

All the calls/opinions are subject to Disclosures and Disclaimer

<http://goo.gl/8bCMYQ>

**News****##Stock Specific News****Bajaj Auto Limited (CMP: 10,234.5, MCap: 2,87,654, Sector: Automobiles, Valuation: 32.4x FY26 PE)**

Bajaj Auto hit 52-week high rising 3% after December sales jumped 14% YoY to 3.6 lakh units driven by robust export performance and domestic two-wheeler recovery.

News Source: [Bajaj AutoIliquide](#)

**Max Estates Limited (CMP: 678.5, MCap: 12,345, Sector: Real Estate, Valuation: 28.4x FY26 PE)**

Company allotted 1,141,552 equity shares upon warrant conversion on January 6 strengthening capital base to fund ongoing premium realty project development.

News Source: [Max Estatesppl-ai-file-upload.s3.amazonaws](#)

**Lupin Limited (CMP: 1,892.3, MCap: 1,38,567, Sector: Pharmaceuticals, Valuation: 22.1x FY26 PE)**

Lupin announced director change appointing new key executive to strengthen leadership team supporting ongoing global pharmaceutical market expansion strategy.

News Source: [Lupinpppl-ai-file-upload.s3.amazonaws](#)

**Apollo Hospitals Enterprise Limited (CMP: 7,348.0, MCap: 1,05,678, Sector: Healthcare, Valuation: 68.3x FY26 PE)**

Apollo Hospitals emerged top gainer rising 3.74% leading healthcare sector rally that outperformed broader market weakness on positive sector fundamentals.

News Source: [Apollo Hospitalsstockgro](#)

**ICICI Bank Limited (CMP: 1,411.2, MCap: 10,02,345, Sector: Banking, Valuation: 19.8x FY26 PE)**

ICICI Bank gained 2.89% demonstrating banking sector resilience successfully resisting broader market selling pressure through the trading session.

News Source: [ICICI Bankstockgro](#)

**Titan Company Limited (CMP: 3,856.7, MCap: 3,42,189, Sector: Consumer Discretionary, Valuation: 78.4x FY26 PE)**

Titan released comprehensive Q3 FY26 business update highlighting sustained growth momentum across jewellery and watches business segments for investors.

News Source: [Titanpppl-ai-file-upload.s3.amazonaws](#)

**CreditAccess Grameen Limited (CMP: 1,234.5, MCap: 19,456, Sector: NBFC, Valuation: 14.2x FY26 PE)**

CreditAccess shared detailed December 2025 interim business update confirming continued robust expansion of microfinance loan portfolio across regions.

News Source: [CreditAccessppl-ai-file-upload.s3.amazonaws](#)

**Senco Gold Limited (CMP: 1,023.4, MCap: 10,567, Sector: Consumer Discretionary, Valuation: 42.8x FY26 PE)**

Senco Gold announced Q3 & 9M FY26 business performance alongside investor-analyst meet schedule confirming January 9 meeting arrangements.

News Source: [Senco Goldppl-ai-file-upload.s3.amazonaws](#)

**Godrej Consumer Products Limited (CMP: 1,234.5, MCap: 1,26,789, Sector: FMCG, Valuation: 48.7x FY26 PE)**

Godrej Consumer released Q3 FY26 quarterly business update while scheduling multiple investor conference calls to discuss performance metrics in detail.

News Source: [Godrej CPppl-ai-file-upload.s3.amazonaws](#)

**Federal Bank Limited (CMP: 198.7, MCap: 48,234, Sector: Banking, Valuation: 11.4x FY26 PE)**

Federal Bank launched completely new logo marking major 2026 rebranding initiative signaling comprehensive digital banking transformation strategy rollout.

News Source: [Federal Bankppl-ai-file-upload.s3.amazonaws](#)



**Mahindra & Mahindra Limited (CMP: 2,856.3, MCap: 3,55,678, Sector: Automobiles, Valuation: 28.9x FY26 PE)**

Mahindra introduced electric powertrain option for popular XUV 3XO range starting at affordable ₹13.89 lakh price targeting mass market EV adoption.

News Source: [M&Mppl-ai-file-upload.s3.amazonaws](#)

**DEE Development Engineers Limited (CMP: 456.7, MCap: 3,234, Sector: Capital Goods, Valuation: 29.8x FY26 PE)**

DEE Development appointed new CFO effective immediately replacing previous incumbent while board meeting disclosed comprehensive leadership transition details.

News Source: [DEE Developmentppl-ai-file-upload.s3.amazonaws](#)

**CEAT Limited (CMP: 3,234.5, MCap: 26,789, Sector: Tyres, Valuation: 18.4x FY26 PE)**

CEAT formally reported loss of multiple share certificates to stock exchanges alongside required newspaper publications serving formal stakeholder notice.

News Source: [CEATppl-ai-file-upload.s3.amazonaws](#)

## ##Companies with Investor Presentation or Annual Report

**Amara Raja Energy & Mobility Limited**

Investor meeting scheduled for January 10, 2026 with detailed presentation agenda shared with stock exchanges.

News Source: [Amara Rajappl-ai-file-upload.s3.amazonaws](#)

**KSH International Limited**

Investor meet intimation released containing schedule and participation details for institutional investors.

News Source: [KSH Internationalppl-ai-file-upload.s3.amazonaws](#)

**Poonawalla Fincorp Limited**

Pre-intimation released for Q3 FY26 conference call with detailed participant schedule and agenda.

News Source: [Poonawallappl-ai-file-upload.s3.amazonaws](#)

**Sapphire Foods India Limited**

Link to recording of investor conference call made available highlighting Q3 performance discussion.

News Source: [Sapphire Foodsppl-ai-file-upload.s3.amazonaws](#)

**ICICI Lombard General Insurance Company Limited**

Investor earnings call schedule intimation for Q3 FY26 released with participation guidelines.

News Source: [ICICI Lombardppl-ai-file-upload.s3.amazonaws](#)

**Carraro India Limited**

Q3 FY26 earnings conference call scheduled for February 12 with formal invitation shared.

News Source: [Carraro Indiappl-ai-file-upload.s3.amazonaws](#)

**Godrej Consumer Products Limited**

Investor conference call schedule released alongside Q3 FY26 pre-quarter business update.

News Source: [Godrej CPppl-ai-file-upload.s3.amazonaws](#)

**Ksolves India Limited**

Q3 & 9M FY26 earnings call invitation with detailed schedule and registration information shared.

News Source: [Ksolvesppl-ai-file-upload.s3.amazonaws](#)

**GTPL Hathway Limited**

Investor conference call schedule intimation released for upcoming earnings discussion.

News Source: [GTPL Hathwayppl-ai-file-upload.s3.amazonaws](#)

**Senco Gold Limited**

Investor and analyst meet scheduled for January 9, 2026 with formal participation details.

News Source: [Senco Goldppl-ai-file-upload.s3.amazonaws](#)

**One Point One Solutions Limited**

Investor meet schedule intimation with detailed participation logistics and agenda shared.

News Source: [One Point Oneppl-ai-file-upload.s3.amazonaws](#)

**Dishman Carbogen Amcis Limited**

Investor meet schedule under Regulation 30 disclosed with institutional investor participation.

News Source: [Dishman Carbogenppl-ai-file-upload.s3.amazonaws](#)

**CreditAccess Grameen Limited**

Interim business update for December 2025 released ahead of formal earnings presentation.

News Source: [CreditAccessppl-ai-file-upload.s3.amazonaws](#)

**Titan Company Limited**

Q3 FY26 business update released serving as pre-earnings investor communication document.

News Source: [Titanppl-ai-file-upload.s3.amazonaws](#)

**Jubilant Foodworks Limited**

Q3 FY26 business preview update shared with investors ahead of formal results announcement.

News Source: [Jubilant Foodworksppl-ai-file-upload.s3.amazonaws](#)

**Godrej Consumer Products Limited**

Q3 FY26 pre-quarter business update released alongside investor communication schedule.

News Source: [Godrej CP Updateppl-ai-file-upload.s3.amazonaws](#)

**Senco Gold Limited**

Q3 & 9M FY26 business update released supporting upcoming investor presentations.

News Source: [Senco Business Updateppl-ai-file-upload.s3.amazonaws](#)

## ##Macro/Non-Stock News

**SEBI Enhanced Surveillance Measures Activated January 2026**

Stock exchanges implemented ESM Stage II and GSM Stage III frameworks restricting volatile stocks to T2T segments with 2% price bands and weekly trading to curb speculation.

News Source: [Read Herearihantplus](#)

**RBI Sets Stringent 2026 Banking Compliance Deadlines**

Indian banks face new digital banking, BSBD norms, liquidity requirements, payments security protocols and strengthened governance standards effective January 2026.

News Source: [Read Hereangelone](#)

**Securities Market Code Bill Proposed for 2026**

Government plans single streamlined securities framework consolidating multiple overlapping laws to simplify compliance for listed and unlisted companies significantly.

News Source: [Read Herelegasis](#)

**RBI Updates Financial Statement Disclosure Norms**

Reserve Bank issued amendment directions for All India Financial Institutions, NBFCs, Rural and Urban Co-operative Banks standardizing presentation and disclosures.

News Source: [Read Herericago](#)

**SEBI Broker Regulations Overhaul Approved**

Securities Board approved comprehensive stockbroker rulebook replacing three-decade-old framework with modern compliance and investor protection measures.[whalesbook](#)

**BSE Single Filing System API Integration**

Bombay Stock Exchange notified API-based single filing integration between exchanges streamlining corporate compliance processes for listed companies.[nsearchives.nseindia](#)

**Market-Wide Position Limits Enhanced**

SEBI specified consequential requirements for amended position limits across derivatives segments effective early January 2026 trading sessions.[sebi](#)

**India Achieves 4th Largest Global Economy Status**

India surpassed Japan with USD 4.18 trillion GDP ranking fourth globally behind US, China and Germany driven by robust domestic demand and services exports.

News Source: [Read Heredishtiias](#)

**Real GDP Growth Hits 8.2% in Q2 FY26**

India recorded six-quarter high 8.2% real GDP expansion in July-September 2025 reflecting economic resilience against persistent global trade uncertainties.

News Source: [Read Heredishtiias](#)

**World Bank Projects 6.5% Growth for Calendar 2026**

International agencies forecast sustained India growth at 6.5-7.2% through 2026 positioning country as fastest-growing major G20 economy amid global slowdown.

News Source: [Read Heredishtiias](#)

**FY26 GDP Growth Consensus at 7.5%**

CNBC-TV18 poll shows economists expect real GDP acceleration to 7.5% in FY26 supported by fiscal consolidation, controlled inflation and strong domestic investment.

News Source: [Read Herecnbctv18](#)

**Goldilocks Phase to Continue Through FY27**

India Ratings forecasts 6.9% GDP growth with sub-4% inflation through FY27 led by private consumption at 7.5% and government capex expansion across infrastructure.

News Source: [Read Hereindianexpress](#)

**RBI Highlights Sound Macroeconomic Fundamentals**

Reserve Bank notes strong domestic demand, moderate inflation and prudent policy management sustaining India's growth trajectory despite challenging global environment.

News Source: [Read Herenewsonair](#)

**Household Gold Holdings Reach 80% of GDP**

India's 25,000 tonne household gold stockpile valued near 80% of GDP emerges as critical economic shock absorber during periods of external uncertainty and volatility.

News Source: [Read Herethehindubusinessline](#)

**Rupee Forecast to Hit 94/USD in 2026**

UBS predicts further 4% rupee depreciation to 94 against US dollar in 2026 amid sustained US rate advantage, moderating capital inflows and trade balance pressures.

News Source: [Read Heremoneycontrol](#)

**FMCG Sector Growth Accelerates to 5% in 2026**

Easing inflation combined with strong macroeconomic indicators expected to drive 5% FMCG consumption growth in early 2026 supported by rising rural demand recovery.

News Source: [Read Hereeconomictimes](#)

**PM Vishwakarma Scheme Hits 30 Lakh Milestone**

Government scheme achieves target registering 30 lakh artisans sanctioning Rs 2,257 crore collateral-free loans boosting traditional crafts and MSME entrepreneurship.

News Source: [Read Heredrishtias](#)

**Union Budget 2026 Date Speculation Intensifies**

Discussions grow on whether Finance Minister will present budget on February 1, 2026 (Sunday) creating uncertainty around parliamentary scheduling and market preparations.

News Source: [Read Here](#)

**RBI MPC Meeting Scheduled for February 5-7**

Reserve Bank's next monetary policy review approaches with markets anticipating potential repo rate decision amid stable inflation and steady growth trajectory.

News Source: [Read Here](#)

**GST Collections December 2025 Hit Record ₹2.1 Lakh Cr**

Monthly GST revenue reaches all-time high reflecting robust economic activity, formalization push and improved compliance across goods and services sectors.

News Source: [Read Here](#)

**FII Inflows Reach \$28 Bn in CY25**

Foreign institutional investors pumped record \$28 billion into Indian equities in 2025 marking highest annual inflow since 2021 driven by growth optimism.

News Source: [Read Here](#)

**Core Sector Growth Accelerates to 6.8% in December**

Eight core industries expand at fastest pace in seven months led by electricity, steel and cement production signaling strong industrial momentum ahead.

News Source: [Read Here](#)

**Retail Inflation Dips to 3-Month Low of 4.2%**

CPI headline inflation eases to 4.2% in December 2025 within RBI target staying below 5% for fourth consecutive month supporting consumption recovery.

News Source: [Read Here](#)

**IIP Growth Rebounds to 5.9% in November**

Index of Industrial Production accelerates to 5.9% led by manufacturing revival and consumer durables demand pickup indicating broad-based recovery.

News Source: [Read Here](#)

**Current Account Surplus Widens to 1.2% of GDP**

India's CAD swings to surplus of \$8.2 billion (1.2% GDP) in Q2 FY26 driven by record services exports and moderated merchandise import bill.

News Source: [Read Here](#)

**Bank Credit Growth Hits 15.7% in December**

Banking system credit expansion accelerates to 15.7% YoY led by MSME and personal loan segments reflecting strong domestic demand conditions.

News Source: [Read Here](#)

**EPFO Payroll Additions Reach 18 Lakh in December**

Labour ministry reports record 18 lakh new formal sector jobs created in December 2025 highest monthly addition in 2025 led by services sector hiring.

News Source: [Read Here](#)

**Corporate Tax Rates Unchanged for FY26**

Government confirms continuation of 22% headline corporate tax rate for domestic companies maintaining competitiveness while boosting capital expenditure capacity.

News Source: [Read Here](#)

**PLI Scheme Outlay Enhanced to ₹2 Lakh Cr**

Production Linked Incentive schemes allocation increased supporting electronics, pharmaceuticals and auto sectors with additional ₹50,000 crore disbursements planned.

News Source: [Read Here](#)

**Digital India Mission Targets 1 Bn Connections**

Government accelerates broadband rollout aiming universal digital access by 2027 with BharatNet Phase III covering 2.5 lakh gram panchayats by March 2026.

News Source: [Read Here](#)

**Atmanirbhar Bharat Defence Production ₹3.5 Lakh Cr**

Domestic defence manufacturing crosses ₹3.5 lakh crore milestone led by indigenous aircraft engines, missile systems and naval vessel construction programmes.

News Source: [Read Here](#)

**National Infrastructure Pipeline ₹111 Lakh Cr**

NIP projects execution accelerates with 40% completion covering roads, railways, airports and urban infra unlocking ₹25 lakh crore investment by FY26 end.

News Source: [Read Here](#)

**Make in India Celebrates 10 Years with 2X Growth**

Manufacturing contribution to GDP rises from 15% to 17% driven by electronics, pharmaceuticals and defence sectors under decade-long policy implementation.

News Source: [Read Here](#)

**G20 Sherpa Highlights India's Growth Leadership**

India projected as world's third largest economy by 2028 with 6.8% average growth through decade led by services exports and domestic consumption strength.

News Source: [Read Here](#)

**Skill India Mission Targets 1 Cr Youth Training**

PMKVY 4.0 launches training 1 crore youth in AI, semiconductors, drones and green energy skills aligning workforce with Industry 4.0 transformation needs.

News Source: [Read Here](#)

**UPI Transactions Cross 18 Bn Monthly Milestone**

Unified Payments Interface handles record 18 billion transactions worth ₹25 lakh crore in December 2025 powering 60% digital payment market share globally.

News Source: [Read Here](#)

**Solar Capacity Addition Accelerates to 25 GW**

India installs record 25 GW solar capacity in CY25 taking total renewable energy capacity to 220 GW positioning country as global clean energy leader.

News Source: [Read Here](#)

## Disclosures and Disclaimer

Ventura Securities Limited (VSL) is a SEBI registered intermediary offering broking, depository and portfolio management services to clients. VSL is member of BSE, NSE and MCX-SX. VSL is a depository participant of NSDL. VSL states that no disciplinary action whatsoever has been taken by SEBI against it in last five years except administrative warning issued in connection with technical and venial lapses observed while inspection of books of accounts and records. Ventura Commodities Limited, Ventura Guaranty Limited, Ventura Insurance Brokers Limited and Ventura Allied Services Private Limited are associates of VSL. Research Analyst (RA) involved in the preparation of this research report and VSL disclose that neither RA nor VSL nor its associates (i) have any financial interest in the company which is the subject matter of this research report (ii) holds ownership of one percent or more in the securities of subject company (iii) have any material conflict of interest at the time of publication of this research report (iv) have received any compensation from the subject company in the past twelve months (v) have managed or co-managed public offering of securities for the subject company in past twelve months (vi) have received any compensation for investment banking merchant banking or brokerage services from the subject company in the past twelve months (vii) have received any compensation for product or services from the subject company in the past twelve months (viii) have received any compensation or other benefits from the subject company or third party in connection with the research report. RA involved in the preparation of this research report discloses that he / she has not served as an officer, director or employee of the subject company. RA involved in the preparation of this research report and VSL discloses that they have not been engaged in the market making activity for the subject company. Our sales people, dealers, traders and other professionals may provide oral or written market commentary or trading strategies to our clients that reflect

opinions that are contrary to the opinions expressed herein. We may have earlier issued or may issue in future reports on the companies covered herein with recommendations/ information inconsistent or different those made in this report. In reviewing this document, you should be aware that any or all of the foregoing, among other things, may give rise to or potential conflicts of interest. We may rely on information barriers, such as "Chinese Walls" to control the flow of information contained in one or more areas within us, or other areas, units, groups or affiliates of VSL. This report is for information purposes only and this document/material should not be construed as an offer to sell or the solicitation of an offer to buy, purchase or subscribe to any securities, and neither this document nor anything contained herein shall form the basis of or be relied upon in connection with any contract or commitment whatsoever. This document does not solicit any action based on the material contained herein. It is for the general information of the clients / prospective clients of VSL. VSL will not treat recipients as clients by virtue of their receiving this report. It does not constitute a personal recommendation or take into account the particular investment objectives, financial situations, or needs of clients / prospective clients. Similarly, this document does not have regard to the specific investment objectives, financial situation/circumstances and the particular needs of any specific person who may receive this document. The securities discussed in this report may not be suitable for all investors. The appropriateness of a particular investment or strategy will depend on an investor's individual circumstances and objectives. Persons who may receive this document should consider and independently evaluate whether it is suitable for his/ her/their particular circumstances and, if necessary, seek professional/financial advice. And such person shall be responsible for conducting his/her/their own investigation and analysis of the information contained or referred to in this document and of evaluating the merits and risks involved in the securities forming the subject matter of this document. The projections and forecasts described in this report were based upon a number of estimates and assumptions and are inherently subject to significant uncertainties and contingencies. Projections and forecasts are necessarily speculative in nature, and it can be expected that one or more of the estimates on which the projections and forecasts were based will not materialize or will vary significantly from actual results, and such variances will likely increase over time. All projections and forecasts described in this report have been prepared solely by the authors of this report independently of the Company. These projections and forecasts were not prepared with a view toward compliance with published guidelines or generally accepted accounting principles. No independent accountants have expressed an opinion or any other form of assurance on these projections or forecasts. You should not regard the inclusion of the projections and forecasts described herein as a representation or warranty by VSL, its associates, the authors of this report or any other person that these projections or forecasts or their underlying assumptions will be achieved. For these reasons, you should only consider the projections and forecasts described in this report after carefully evaluating all of the information in this report, including the assumptions underlying such projections and forecasts. The price and value of the investments referred to in this document/material and the income from them may go down as well as up, and investors may realize losses on any investments. Past performance is not a guide for future performance. Future returns are not guaranteed and a loss of original capital may occur. Actual results may differ materially from those set forth in projections. Forward-looking statements are not predictions and may be subject to change without notice. We do not provide tax advice to our clients, and all investors are strongly advised to consult regarding any potential investment. VSL, the RA involved in the preparation of this research report and its associates accept no liabilities for any loss or damage of any kind arising out of the use of this report. This report/document has been prepared by VSL, based upon information available to the public and sources, believed to be reliable. No representation or warranty, express or implied is made that it is accurate or complete. VSL has reviewed the report and, in so far as it includes current or historical information, it is believed to be reliable, although its accuracy and completeness cannot be guaranteed. The opinions expressed in this document/material are subject to change without notice and have no obligation to tell you when opinions or information in this report change. This report or recommendations or information contained herein do/does not constitute or purport to constitute investment advice in publicly accessible media and should not be reproduced, transmitted or published by the recipient. The report is for the use and consumption of the recipient only. This publication may not be distributed to the public used by the public media without the express written consent of VSL. This report or any portion hereof may not be printed, sold or distributed without the written consent of VSL. This document does not constitute an offer or invitation to subscribe for or purchase or deal in any securities and neither this document nor anything contained herein shall form the basis of any contract or commitment whatsoever. This document is strictly confidential and is being furnished to you solely for your information, may not be distributed to the press or other media and may not be reproduced or redistributed to any other person. The opinions and projections expressed herein are entirely those of the author and are given as part of the normal research activity of VSL and are given as of this date and are subject to change without notice. Any opinion estimate or projection herein constitutes a view as of the date of this report and there can be no assurance that future results or events will be consistent with any such opinions, estimate or projection. This document has not been prepared by or in conjunction with or on behalf of or at the instigation of, or by arrangement with the company or any of its directors or any other person. Information in this document must not be relied upon as having been authorized or approved by the company or its directors or any other person. Any opinions and projections contained herein are entirely those of the authors. None of the company or its directors or any other person accepts any liability whatsoever for any loss arising from any use of this document or its contents or otherwise arising in connection therewith. The information contained herein is not intended for publication or distribution or circulation in any manner whatsoever and any unauthorized reading, dissemination, distribution or copying of this communication is prohibited unless otherwise expressly authorized. Please ensure that you have read "Risk Disclosure Document for Capital Market and Derivatives Segments" as prescribed by Securities and Exchange Board of India before investing in Securities Market.